



transform  
your space  
with **Korniche**

WILTSHIRE  
  
WINDOWS

**KORNICHE**



# bi-folding doors

Designed to perfection, brighten your room with the **award-winning** bi-folding doors that combine robust functionality and security with breath-taking elegance.



# the design brief

When it comes to bringing more of the outdoors into your home, it's the details in your bi-folding doors that make the difference. Great looking handles in matching finishes. A perfect glide. Slimmer profiles. More glass. Better protection. Superb heat retention. Korniche gets every element right.

**PAS24:2016 as standard\***  
Enhanced for protection

Our bi-folding doors come rigorously tested to keep your home fully protected. Certified to the advanced **PAS24:2016 standard**, their strong, durable aluminium frames come with enhanced security that includes a **3 Star Yale locking barrel**, high strength shoot-bolts and multi-point locking systems.

The shootbolt handle has an innovative and unique anti-back drive feature engineered into it. This means that even unlocked, a forced entry attempt can't rotate the handle to open the door.

The doors are also internally glazed using our **unique patented glazing, clip-in bead**. This offers the kind of reliable, robust security that you should expect.

Closed or open,  
make it a view

With a clean, consistent and slim design, our bi-folding doors superbly reflect the care with which they were made.

The aluminium profiles that make up the Korniche bi-folding door use **polyamide thermal breaks to stop thermal bridging**. These are fitted after each half of the sections are powder coated, ensuring stark lines and a striking contrast between the two elements.

**Bespoke handles come in matching finishes**, while the frames themselves can be powder coated in colours as natural or as vivid as your vision requires.

These beautiful finishes are highly durable, with narrow profiles and glazing seals hidden within the frame, meaning **more glass to help you enjoy more of the view**.



**PAS24-2016  
SECURITY**

Because our bi-folding doors are PAS24-2016\* accredited, they are guaranteed to offer enhanced protection for your living space against everything from shoulder-barges to lock-picking.

# engineered to **inspire**

## Make a more memorable entrance

Expertly engineered, Korniche bi-folding doors exude the same quality in their function as they do in design, with an exclusive roller system that delivers **an effortlessly smooth glide every time.**

**A unique, pivoting axle in the rollers** allows the wheels to follow any undulations in the stainless-steel tracks underneath. Combined with sealed bearings in the stainless-steel wheels and lateral rollers, the doors will glide effortlessly and smoothly for years to come.


The doors also feature additional security in the form of **a shoot-bolt handle that cannot be forced open from the outside.** This is down to an innovative anti back-drive feature that is designed into it.

It is also impossible to turn the handle at all while the key is still in the lock. This means that there is no risk of accidentally opening or damaging the doors as a result of the key remaining in place.

## Designed for your everyday

Featuring polyamide thermal breaks, our bi-folding doors are **designed to keep heat in and the cold out.**

Korniche products incorporate the best materials, fabricated to fine tolerances. Patented clip-in bead 'Speedbead' allows the doors to be glazed and adjusted in seconds whilst engineered components allow for effortless operation.





A unique, pivoting axle in the rollers allows the wheels to follow any undulations in the stainless-steel tracks underneath. Combined with sealed bearings in the stainless-steel wheels and lateral rollers, the doors will glide effortlessly and smoothly for years to come.

# bespoke solutions that elevate your living space



REBATED  
INTEGRATED CILL

## Bespoke solutions

From stunning panoramic views to your perfect niche in exactly the right colour, our bi-folding doors have been engineered with versatility in mind. **Strong, durable and with excellent heat retention**, they can be used in many combinations of colour, number of door sashes and layout configurations.

There are also two threshold options to select from. These include our standard threshold and a rebated integrated cill option, which combines a 150mm cill with the rebated element of the standard threshold.

This means the step over height is reduced to only 52mm.

With aluminium frames, bespoke and upgraded handles and additional security features, you can enjoy their exceptional visual appeal while secure in the knowledge that every element of your safety is assured.

## Colours and options

- Our traffic door and shootbolt handles are available in matching finishes of black, white, grey, polished chrome or brushed stainless steel. Dual colour options available
- 100mm, 150mm or 190mm cill options
- Standard or integrated cill thresholds
- Trickle vents can be installed directly into the head of your door, removing the need for a frame extender
- Available in black, grey, white or dual colour, they deliver 2667mm<sup>2</sup> of airflow per vent
- 20mm or 40mm frame extender profiles if required





Traffic door handles



## Configuration options

- Available in any BS or RAL colours
- Doors up to 6.4m wide
- Height up to 2.5m
- Each sash up to 1.25m wide
- 1-7 sashes
- Multiple configurations
- Doors open in or out

Next to each configuration diagram, you will see a number that indicates its opening options (e.g. 4-3-1).

The first number refers to how many door sashes are included within the set. The second number indicates how many of those doors open to the left, with the final number representing the doors that open to the right.

The doors that feature traffic handles (standard door handles) are master doors which provide both internal and external access.

Shootbolt handles (indicated as a single vertical line) allow the sliding door sashes to be locked in place from the inside only. Door configurations that have just a shootbolt handle do not provide any external access.

### Single door



1-0-1

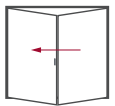


1-1-0

### Two door



2-1-1

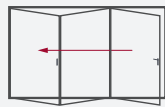


2-2-0

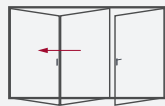


2-0-2

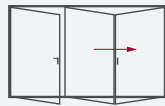
### Three door



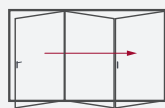
3-3-0



3-2-1

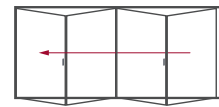


3-1-2

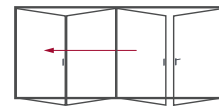


3-0-3

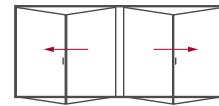
### Four door



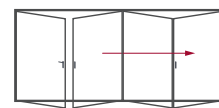
4-4-0



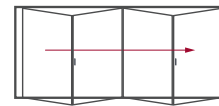
4-3-1



4-2-2





4-1-3



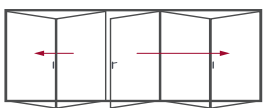
4-0-4

### KEY

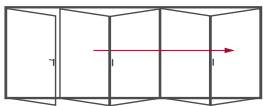
-  - Traffic handle
-  - Shootbolt handle



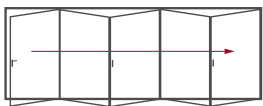
Five door



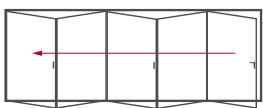
5-2-3



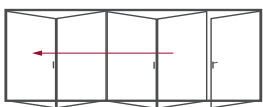
5-1-4



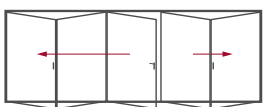
5-0-5



5-5-0

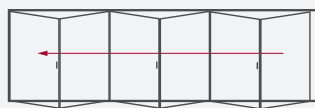


5-4-1

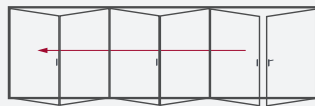


5-3-2

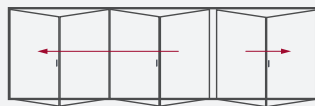
Six door



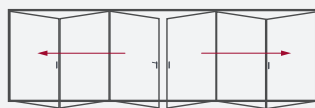
6-6-0



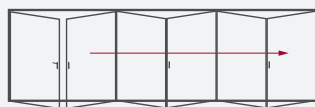
6-5-1



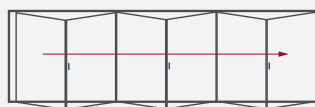
6-4-2



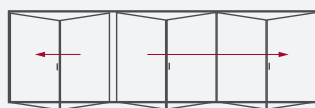
6-3-3



6-1-5

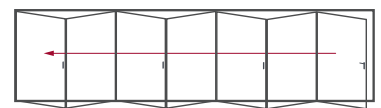


6-0-6

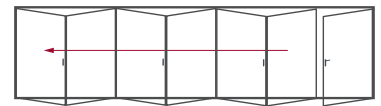


6-2-4

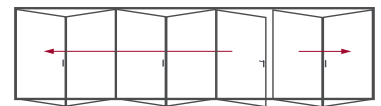
Seven door



7-7-0



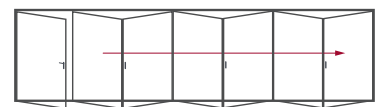
7-6-1



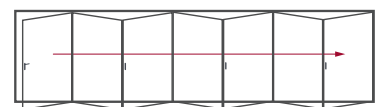
7-5-2



7-4-3



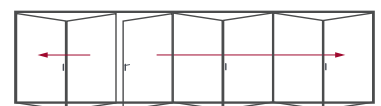
7-1-6



7-0-7



7-3-4



7-2-5

# low maintenance: what you need to know



Korniche is synonymous with quality and our bi-folding doors deliver in every aspect of their manufacture and design.

**From the weather-resistant powder-coated aluminium to the bearing guided rollers**, each detail has been crafted to be as low maintenance as possible. All that's required is the occasional clean to ensure the door's tracks are debris free.

High-quality bespoke hardware ensures your door handles maintain their great appearance during day-to-day operation. At the same time, the system's **Yale locking barrel, multi-point locking system and Korniche shoot-bolt handle provide security peace of mind.**



## Powder coating

The bi-folding doors' powder coated exterior doesn't just offer a wide range of colours, it also delivers a thicker, more consistently smooth coat when compared to a paint finish.

**Powder coating results in an extremely durable finish** and is also much kinder to the environment.

## RAL

- ▀ Four stock RAL colour options
  - RAL 9910 – Gloss White
  - RAL 7016 – Matt Grey
  - RAL 9005 – Matt Black
  - RAL 7016 / RAL 9910 (Matt Grey on Gloss White)

We offer more than 150 colours in matt, satin or gloss, including the option to have different colours on the inside and outside of the frames.

This gives you **greater freedom to match both the interior and exterior style** of your property.



MULLION BOTTOM ROLLER



LOWER ROLLER HINGE



UPPER GUIDE HINGE

The Korniche Bi-folding doors operational hardware is precision engineered and manufactured to exacting standards. **Bearing guided rollers ensure an easy glide every time.**

Award-winning

# multi-award-winning products recognised across the industry



Since its launch in 2016, the Korniche Roof Lantern has received multiple awards for its innovative design, engineering and aesthetics, including both builder and homeowner accreditation.

- Manufacturing  
ISO9001:2015 Quality accreditation 2022
- Homebuilding & Industry Awards 2021 – Rooflight Supplier of the Year
- Real Homes Awards 2021 – Nominee
- Homebuilding & Renovating Awards 2020 – Best Rooflight Supplier
- Conservatory & Orangery Awards 2019 – Best Rooflight and Lantern System
- Professional Builder Magazine 2018 – Charles Godfrey Award for Innovation





# peace of mind comes as standard with Korniche

From design to doorstep, Korniche products are engineered to deliver precision manufactured doors and lanterns for your home.



## PAS 24 Security Certified

PAS 24 Security Certified is the latest security standard that can only be achieved once a product has been tested to demonstrate enhanced protection against various types of attack. This ranges from shoulder barging and kicking to attempts to pick or damage the handle or lock. In short, it's an essential level of security for your doors.



## 10 Year Manufacturers Warranty

Engineered in the UK to ensure the highest level of quality, endurance and reliability, all Korniche products come with a 10 year warranty against all parts and manufacturing.

See T & C's on the Korniche website.



## Quality Assured

We manufacture our products to exacting tolerances, with intensive quality check and tests. As a result, we ensure your bespoke order is competitively priced and fulfilled to the highest possible standard with excellent availability and lead times.



In the unlikely event that your cylinder is snapped under attack due to a forced break-in, YALE will give you £1,000 compensation for any distress and inconvenience caused, that's how confident we are in the YALE lock barrel product.

**How does it work? Simply register your guarantee online at [help.yale.co.uk](http://help.yale.co.uk) within 30 days of purchase to ensure you are covered for five years**





Quality Assured



Find out more



# get in touch

At Wiltshire Windows we want you to specify with confidence, secure in the knowledge that the award-winning **Korniche** products you choose will be the perfect finish for your project.

For more information, visit:

[www.wiltshirewindows.co.uk](http://www.wiltshirewindows.co.uk)



WILTSHIRE  
WILTSHIRE  
WINDOWS

Find out more





transform  
your space  
with **Korniche**

**WILTSHIRE**  
  
**WINDOWS**



[www.wiltshirewindows.co.uk](http://www.wiltshirewindows.co.uk)

01793 727 668

